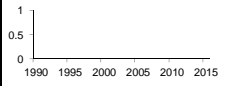
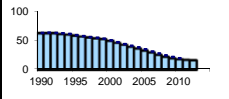
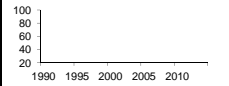
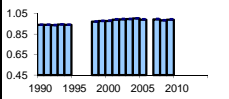
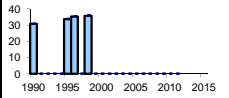
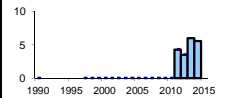
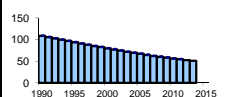
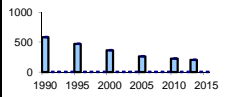
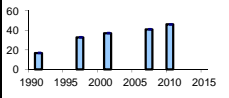
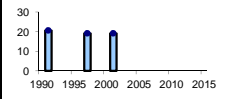

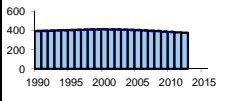
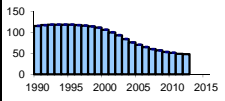
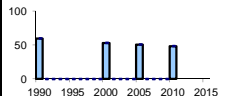
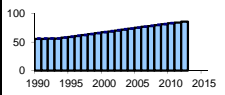
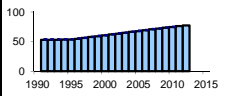
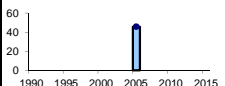
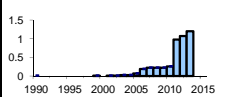


**MDG Country Progress Snapshot: Myanmar**
Last update: Nov. 2014

Goals and Targets	Indicators	First Year		Latest Year		Percentage Change	Country Progress	Region Latest Data: South-eastern Asia		
		Value	Year	Value	Year			Level <sup>1/</sup>	Chart	Value
<b>Goal 1: Eradicate Extreme Poverty and Hunger</b>										
Reduce extreme poverty by half	Proportion of population living below \$1.25 (PPP) per day (%)	..	..	..	..	-	---		14.3	2010
Reduce hunger by half	Proportion of population below minimum level of dietary energy consumption (%)	62.6	1991	16.7	2013	-73	moderately high hunger		10.7	2011-2013
<b>Goal 2: Achieve Universal Primary Education</b>										
Universal primary schooling	Net enrolment ratio in primary education (enrolees per 100 children)	..	..	..	..	-	---		93.9	2012
<b>Goal 3: Promote Gender Equality and Empower Women</b>										
Equal girls' enrolment in primary school	Ratio of girls to boys in primary education	0.93	1990	0.99	2010	7	parity		0.99	2012
Women's share of paid employment	Share of women in wage employment in the non-agricultural sector (%)	30.7	1990	35.7	1998	16	medium share		38.5	2012
Women's equal representation in national parliaments	Proportion of seats held by women in national parliament (single or lower house only - %)	4.3	2011	5.6	2014	30	very low representation		18.4	2014
<b>Goal 4: Reduce child mortality</b>										
Reduce mortality of under-five-year-old by two thirds	Under-five mortality rate (deaths of children per 1,000 births)	108.6	1990	50.5	2013	-53	moderate mortality		29	2013
<b>Goal 5: Improve maternal health</b>										
Reduce maternal mortality by three quarters	Maternal mortality ratio (maternal deaths per 100,000 live births)	580	1990	200	2013	-66	high mortality		140	2013
Access to universal reproductive health	Contraceptive prevalence rate (percentage of women aged 15-49, married or in union, using contraception)	16.8	1991	46.0	2010	174	moderate access to reproductive health		63.1	2012
	Unmet need for family planning (percentage of women aged 15-49, married or in union, with unmet need for family planning)	20.6	1991	19.1	2001	-7			12.5	2012

**MDG Country Progress Snapshot: Myanmar** Last update: Nov. 2014

Goals and Targets	Indicators	First Year		Latest Year		Percentage Change	Country Progress	Region Latest Data: South-eastern Asia		
		Value	Year	Value	Year			Level <sup>1/</sup>	Chart	Value
<b>Goal 6: Combat HIV/AIDS, malaria and other diseases</b>										
Halt and begin to reverse the spread of HIV/AIDS	HIV incidence rate (number of new HIV infections per year per 100 people aged 15-49)	0.09	2001	0.02	2012	-78	low incidence		0.03	2012
Halt and reverse spread of tuberculosis	Incidence rate and death rate associated with tuberculosis	393	1990	377	2012	-4	high mortality		202	2012
	Number of deaths per 100,000 population	115.0	1990	48.0	2012	-58			25	2012
<b>Goal 7: Ensure environmental sustainability</b>										
Reverse loss of forests	Proportion of land area covered by forest (%)	59.6	1990	48.3	2010	-19	high forest cover		49.3	2010
Halve proportion without improved drinking water	Proportion of population using an improved drinking water source (%)	55.6	1990	85.7	2012	54	moderate coverage		89.0	2012
Halve proportion without sanitation	Proportion of population using an improved sanitation facility (%)	53.1	1991	77.4	2012	46	moderate coverage		71.0	2012
Improve the lives of slum-dwellers	Proportion of urban population living in slums (%)	..	..	45.6	2005	-	high proportion of slum-dwellers		31.0	2012
<b>Goal 8: Develop a global partnership for development</b>										
Internet users	Internet users per 100 inhabitants	0.0	1990	1.2	2013	-	very low usage		24.9	2012

The MDG Country Progress Snapshot provides an overview of the progress achieved at country level since 1990 towards the Millennium Development Goals. The snapshot is intended mainly to provide the international community easy access to the information and are not meant to replace in any way the country profiles produced at the national level in several countries. They are also meant to reflect the contribution of country-level progress to the global and regional trends on progress towards the MDGs.

The data used in the snapshot are from the MDG global database (<http://mdgs.un.org/unsd/mdg/Data.aspx>). The metadata and responsible agencies can be found on <http://mdgs.un.org/unsd/mdg/Metadata.aspx>. Sources of discrepancies between global and national figures are due to, among others, different methodology and definitions or different choice of data sources. At the global level, the monitoring of the progress aims to ensure better comparability of data among countries. Country can contact the responsible agencies for resolving data discrepancies.

**Note:** 1) The country progress level indicates the present degree of compliance with the target based on the latest available data. The technical note on the progress level can be found at <http://mdgs.un.org/unsd/mdg/Resources/Static/Products/Progress2012/technicalnote.pdf>.