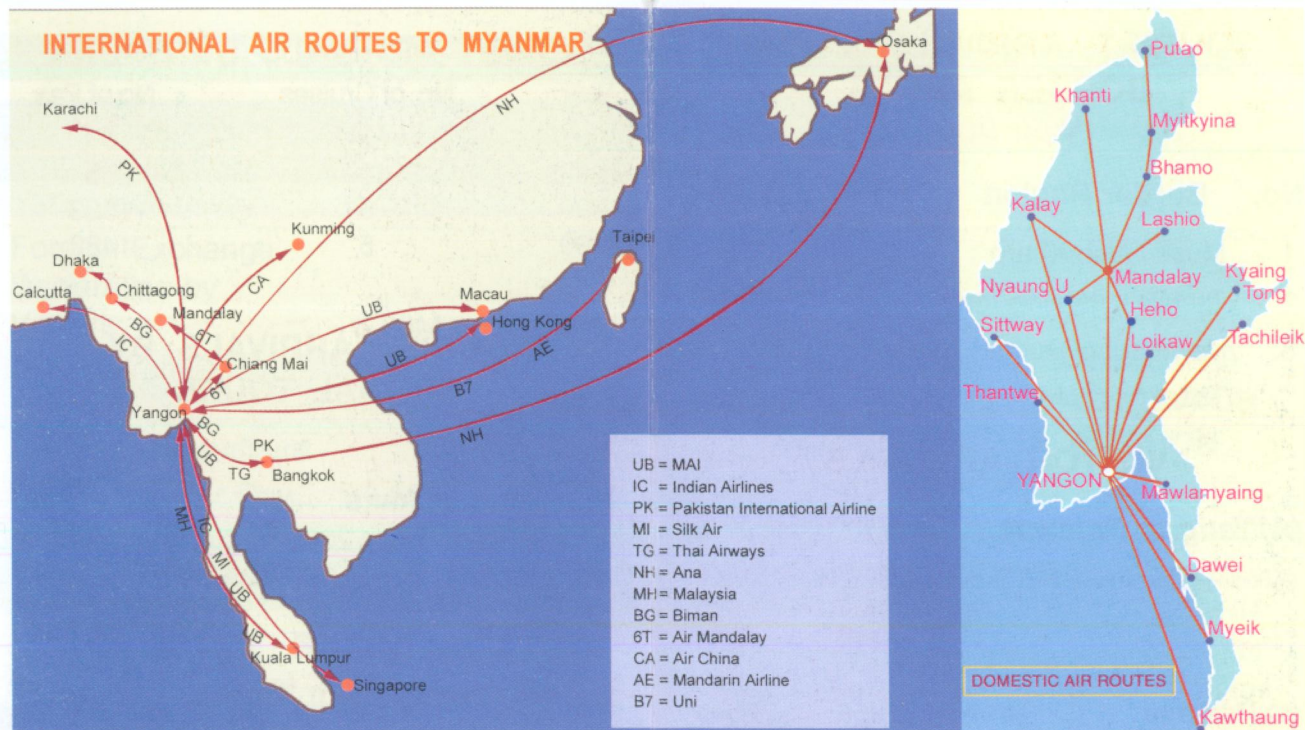


## MAP OF MYANMAR




## INTERNATIONAL AIR ROUTES TO MYANMAR



## STATEMENT SHOWING LOAD FACTOR OF AIRLINES FOR THE YEAR 2000

Sr.	Destination	No.of Flights	Seat Capacity	Occupied Seats	Percentage(%)
1.	BKK-YGN	1512	287200	116139	40.44 %
2.	CHIANGMAI-YGN	108	7452	1784	23.94 %
3.	SINGAPORE -YGN	696	91412	23832	26.07 %
4.	HONGKONG - YGN	105	15330	6191	40.38 %
5.	KUALALUMPUR - YGN	209	30514	10729	35.16 %
6.	KUNMING - YGN	102	13056	5822	44.59 %
7.	DHAKA - YGN	49	10829	1264	11.67 %
8.	CALCUTTA - YGN	109	15696	3021	19.25 %
9.	KARACHI - YGN	1	224	2	0.89 %
10.	OSAKA - YGN	36	7344	3939	53.64 %
11.	TAIPEI - YGN	253	39365	27853	70.75 %
12.	MACAU - YGN	4	584	132	22.60 %
13.	CHIANGMAI - MDY	46	3174	780	24.57 %
14.	SPECIAL FLIGHT	87		904	
TOTAL		3317	522180	202392	38.76 %

## Myanmar Tourism Statistics



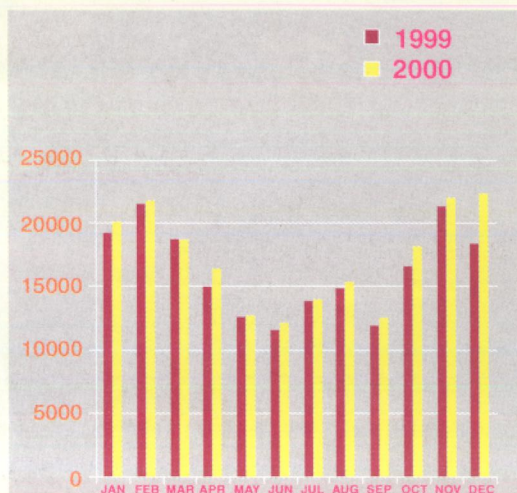
Year 2000



## COMPARATIVE STATEMENT OF INTERNATIONAL TOURIST ARRIVALS FROM YANGON ENTRY POINT

(including tourist arrivals through border entry points to Yangon)

Month	1999	2000	%
Jan	19277	20110	104%
Feb	21499	22004	102%
Mar	18879	18707	99%
Apr	15026	16548	110%
May	12518	12821	102%
Jun	11477	12171	106%
Jul	13908	14166	102%
Aug	14936	15463	104%
Sep	11892	12565	106%
Oct	16787	18274	109%
Nov	21576	22180	103%
Dec	18383	22656	123%
<b>Total</b>	<b>196158</b>	<b>207665</b>	<b>106%</b>



## TOURIST ARRIVALS FROM BORDER AREAS

Year 2000

No.	Border Region	No. of Pax
1.	Muse / Nan Kham	37284
2.	Tachileik /Kyaing Tong	24619
3.	Kawthaung/Thahtay Kyun	146776
<b>Total</b>		<b>208679</b>

## VISITOR ARRIVALS

### (A) Yangon Gateway

(including tourist arrivals through border entry points to Yangon)

	1999	2000
(1) Package	71956	77646
(2) F.I.T	44454	47577
(3) Business Travellers	35207	37032
(4) Entry Visa (Friends & Relatives)	7755	8043
(5) Others	36786	37367
<b>Total</b>	<b>196158</b>	<b>207665</b>

### (B) Border Tourism

(including day return visitors)

(1) North Eastern Region	55148	37284
(2) Eastern Region	26144	24619
(3) South Eastern Region	174281	146776
<b>Total</b>	<b>255573</b>	<b>208679</b>
<b>GRAND TOTAL</b>	<b>451731</b>	<b>416344</b>

## TOURIST ARRIVALS BY CRUISES

Year	No. of Cruises	No. of Pax
1997	9	1997
1998	10	2584
1999	6	1533
2000	5	1422

## TOURIST ARRIVALS BY SPECIAL TOURS

### Caravan Tours

No.	Name of Tours	No. of Pax
1.	5 <sup>th</sup> Asian Rally 2000	120
2.	Petronas Indochina 2000	34
<b>Total</b>		<b>154</b>

### Special Charter Flight Tours

No.	Name of Tours	No. of Pax
1.	Stanford Millennium Group	95
2.	Ancient Crossroads 1-01 AC 1-01	100
3.	Ancient Crossroads 2-00 AC 2-00	98
<b>Total</b>		<b>293</b>

### International Ballooning Meeting

No.	Name of Group	No. of Pax
1.	2 <sup>nd</sup> International Ballooning Meeting in Myanmar	27

### Yachting Tours

Year	No. of Pax	Income (US \$)
1997	391	33160
1998	1196	97000
1999	1566	126120
2000	1434	116080

## WHERE DO THEY COME FROM...

No.	Country	2000	%
<b>NORTH AMERICA</b>		<b>14691</b>	<b>7.1</b>
1.	CANADA	2022	1.0
2.	AMERICA	12669	6.1
<b>LATIN AMERICA</b>		<b>621</b>	<b>0.3</b>
<b>WEST EUROPE</b>		<b>53739</b>	<b>25.9</b>
1.	AUSTRIA	1727	0.8
2.	BELGIUM	2334	1.1
3.	FRANCE	13313	6.4
4.	GERMANY	9920	4.8
5.	ITALY	6852	3.3
6.	SWITZERLAND	3128	1.5
7.	U.K	9020	4.4
8.	SPAIN	2478	1.2
9.	OTHERS	4967	2.4
<b>EAST EUROPE</b>		<b>1166</b>	<b>0.5</b>
1.	RUSSIA	308	0.1
2.	OTHERS	858	0.4
<b>AFRICA</b>		<b>304</b>	<b>0.1</b>
<b>MIDDLE EAST</b>		<b>1263</b>	<b>0.6</b>
<b>ASIA</b>		<b>131165</b>	<b>63.2</b>
1.	H.K	1742	0.8
2.	JAPAN	21930	10.6
3.	MALAYSIA	9938	4.8
4.	SINGAPORE	11645	5.6
5.	THAILAND	19070	9.2
6.	CHINA	14336	6.9
7.	TAIWAN	32098	15.5
8.	KOREA	7423	3.6
9.	BANGLADASH	929	0.4
10.	INDIA	5605	2.7
11.	OTHERS	6449	3.1
<b>OCEANIA</b>		<b>4716</b>	<b>2.3</b>
1.	AUSTRALIA	4120	2.0
2.	NEWZEALAND	596	0.3
<b>TOTAL</b>		<b>207665</b>	<b>100.0</b>



# HOTELS/ MOTELS/ GUEST HOUSES IN STATES AND DIVISIONS

(Year 2000)

Sr.	PLACE	NUMBERS	ROOMS
1.	Yangon	135	2883
2.	Bagan	83	1664
3.	Mandalay	62	1831
4.	Nyaung Shwe	36	631
5.	Kalaw	15	268
6.	Pyin Oo Lwin	15	224
7.	Pyay	12	149
8.	Taunggyi	11	330
9.	Chaungtha	10	281
10.	Kyaing Tong	10	268
11.	Bago	10	174
12.	Taungoo	7	82
13.	Myitkyina	6	122
14.	Ngapali	5	171
15.	Pindaya	5	134
16.	Meiktila	5	106
17.	Mawlamyaing	5	90
18.	Kyaikhto	5	90
19.	Lashio	4	124
20.	Patheingyi	4	74
21.	Sittway	4	74
22.	Muse	3	92
23.	Loileik	3	52
24.	Monywa	3	43
25.	Tharzi	3	32
26.	Mrauk U	3	30
27.	Aungmye	2	38
28.	Shwe Nyaung	2	32
29.	Thibaw	2	21
30.	Kalay	1	40
31.	Kawthaung	1	39
32.	Tachileik	1	30
33.	Kwannchankone	1	30
34.	Dawei	1	28
35.	Pyinmana	1	25
36.	Hpa-an	1	21
37.	Mogoke	1	11
38.	Sagaing	1	11
Total		479	10345

## FACTS ABOUT -----

### AREA

676, 577 Square Kilometer.

### TIME

UTC(GMT) + 6.5 HOURS.

### CLIMATE

Myanmar mainly enjoys a tropical climate with three seasons, namely the Hot Season, the Rainy Season and the Cold Season. Myanmar is worthy to visit the whole year round because of its vast area.

### POPULATION

The Union of Myanmar has a population of 51 million. The major racial groups are Myanmar, Kachin, Kayah, Karen, Chin, Mon, Rakhine and Shan.

### LANGUAGE

Myanmar, several dialects, some English.

### RELIGION

80 percent of Myanmar's embrace Theravada Buddhism. The rest practise Christianity, Islam, Hinduism or animism.

### CURRENCY

The local currency is the "Kyat" which is divided into 100 pyas. Kyat notes are issued in denomination of 1,5,10,15,20,45,50,90,100,200,500, and 1000.

### BUSINESS HOURS

Banks : 09:30 - 15:00 MON - FRI  
Offices : 09:30 - 16:30 MON - FRI  
Shops : 06:00 - 22:00 MON - SUN

### AIRPORT TAX

10 US Dollars

### ELECTRICITY

220 / 230 V AC 50 HZ

### COUNTRY CODE

095.

### DRIVING LICENCE

Foreigners, holding an International Driving Licence, are permitted to drive with prior permission and the fee is USD 20 for one year.

### CLOTHING

Light wears throughout most of the year with rainwear for Rainy Season. Warmer clothing may be required for coolest period and some evenings.

### PASSPORTS

Required by all.

### VISAS

- Required by all.
- Children over seven years of age require a separate visa even if travelling on their parents' passports.
- Tourists visas are obtainable from Myanmar Mission abroad and are valid for 28 days( for 2 weeks visa extension USD 36 and for one month USD72). Tourists may only stay in hotels and guest houses.

### CUSTOMS

Foreign currencies(above USD 2000), jewellery and electrical goods must be declared to the customs at the Airport.

For customs clearance, a Green Channel for visitors with nothing to declare and Red Channel for visitors with dutiable items. Exports of antiques and archaeologically valuable items are prohibited.

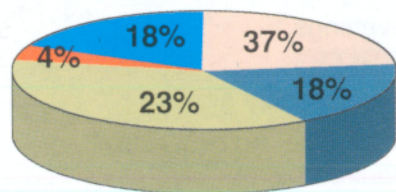
### FOREIGN EXCHANGE

Foreign Independent Travellers holding tourist visas must exchange on arrival a minimum of USD 200 or equivalent into foreign exchange certificates. Any unused foreign exchange certificates out of this amount will not be reconverted.



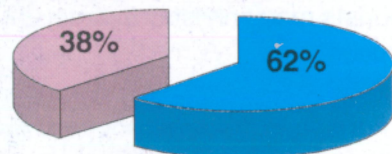
## TYPES OF TOURIST

- 23% Foreign Independent Travellers
- 18% Business Travellers
- 37% Package Tour Groups
- 4% Visit Friends and Relatives
- 18% Others



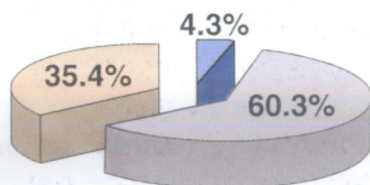
## TOURIST ARRIVALS BY GENDER GROUP

- 38% Female
- 62% Male



## TOURIST ARRIVALS BY AGE GROUP

- 4.3% Age 1 - 20
- 60.3% Age 21 - 50
- 35.4% Age 51 +



## TOURISM INCOME

	1999 (US\$)	2000 (US\$)
Yangon Gateway	30.71M	22.08M
Foreign Exchange Declaration by Visitors	5.86M	17.74M
Income from Border Areas	1.51M	1.77M
Average Expenditure Per Person Per Day	50	50
Average Length of Stay	7	7

## HOTEL BUSINESS

Year 2000

	No.	Rms.	US\$(M)	KS(M)
1. Licensed Foreign Investment Hotels	21	4048	529.83	
2. JV Hotels	4	473	38.20	
3. Local Private Owned Hotels	479	10345	4.90	13597.47
4. State Owned Hotels	9	399		1405.57
5. Leased Hotels	18	892	0.012	675.67
<b>Total</b>	<b>531</b>	<b>16157</b>	<b>572.942</b>	<b>15678.71</b>

### Myanmar Travels & Tours

Tel : 951 - 252859 / 282013 / 283997

Fax : 951 - 254417

E-mail : mtt.mht@mptmail.net.mm

Website : www.myanmars.net / mtt.

## LICENSED TOUR COMPANIES

(Year 2000)

(a) Foreign Company	:	1
(b) J.V Company	:	14
(c) Local Company	:	582
<b>Total</b>	:	<b>597</b>

## NOS. OF LICENCE ISSUED TO PRIVATE ENTREPRENEURS FOR TOURIST TRANSPORTATION

(Year 2000)

(a) Coach (26 to 50 seater)	:	87
(b) Mini Bus (21 to 25 seater)	:	23
(c) Van (7 to 20 seater)	:	61
(d) Saloon (3 to 5 seater)	:	34
(e) Motor Boat	:	208
(f) Boat	:	2
(g) Yacht	:	28
(h) Hot Air Balloon	:	1
<b>Total</b>	:	<b>444</b>

## LICENSED TOUR GUIDES

(Year 2000)

(a) English	:	3416
(b) Japanese	:	640
(c) French	:	228
(d) Chinese	:	279
(e) Thai	:	119
(f) German	:	122
(g) Russian	:	24
(h) Italian	:	21
(i) Korean	:	5

**Total** : 4854